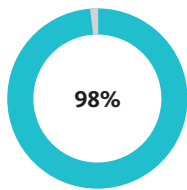


**PUBLICATION SPOTLIGHT**
**Sentimag® – Magseed®**

# Magnetic lesion localisation for breast cancer – clinical results from 4300+ seed placements

Since the Sentimag® – Magseed® system was launched at the end of 2016, it has been used to safely and effectively localise benign and cancerous lesions as well as lymph nodes in over 100,000 cancer patients. Magseed® can be implanted into any soft tissue with no restriction on implantation time. Clinical studies involving more than 4,200 patients globally have demonstrated that Magseed® can be accurately placed, successfully removed and stays securely in place without any migration. It promotes seamless operating room scheduling, accurate localisation at low positive margin rates and high patient comfort.

**Placement**
**Placement success**


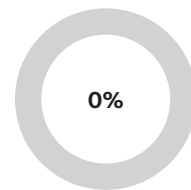
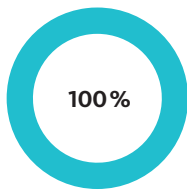
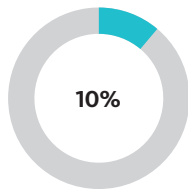
≤ 10mm from target

**Placement method**

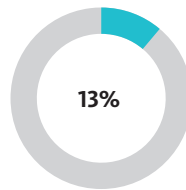

Ultrasound: 70%



Mammography: 30%

**Implantation**
**Migration rate**

**Surgical removal**
**Retrieval rate**

**Positive margin rate (PMR)**


Data from 26 studies

**Re-excision rate (RER)**


Data from 33 studies

**Mean placement to surgery time**


Range = 0 – 249 days

## Clinical study results – selection

First author	Patients	Seeds placed	Placement success	Retrieval rate	Migration rate	PMR/RER
Miller <sup>1</sup>	599	659	ND	99.5%	0.5%	7.6% PMR
Dehaene <sup>2</sup>	100	103	ND	100%	ND	5% PMR
Malherbe <sup>3</sup>	16	7	100%	100%	0%	0% RER
Thekkinkattil <sup>4</sup>	137	139	100%	100%	0%	15% PMR=RER
Singh <sup>7</sup>	107	124	99%	100%	ND	7% PMR=RER

## Magnetic lesion localisation for breast cancer – clinical results

### Publications (selection)

[1] **Miller et al. (2020):** Hospital system adoption of magnetic seeds for wireless breast and lymph node localization. *Ann Surg Oncol*. <https://doi.org/10.1245/s10434-020-09311-x>. [abstract]



[2] **Dehaene et al. (2019):** Magnetic seed localisation for impalpable breast lesions is preferred over hooked-wire. *ESSO 39*. [abstract]

[3] **Malherbe et al. (2019):** The role of Magseed in wide local excision for breast cancer post-neoadjuvant chemotherapy. *ESSO 39*. [abstract]



[4] **Thekkinkattil et al. (2019):** A prospective single-arm, multicentre clinical evaluation of a new localisation technique using non-radioactive Magseeds for surgery of clinically occult breast lesions. *Clin Radiol*. 74(12): 74.e7–11. [abstract]

[5] **Zacharioudakis et al. (2019):** Is the future magnetic? Magseed localisation for non-palpable breast cancer. A multi-centre non-randomised control study. *EJSO*. 45(11): 2016–21. [open access]



[6] **Kühn et al. (2020):** A German Study Comparing Standard Wire Localization With Magnetic Seed Localization of Non-palpable Breast Lesions. *In vivo*. 34: 1159–64. [pubmed]

[7] **Singh et al. (2019):** Effectiveness and Safety of Magseed-localization for Excision of Breast Lesions: A Prospective Trial. *Ann Surg Oncol*. 26(suppl. 1): S74–5. [abstract]



[8] **Micha et al. (2021):** Patient and clinician satisfaction and clinical outcomes of Magseed compared with wire-guided localisation for impalpable breast lesions. *Breast Cancer* 28: 196–205. [abstract]

[9] **Armstrong, Mathers (2020):** Magseed marker in impalpable breast cancer – The first experience in Ireland. *EJSO*. 46, e12. [abstract]



Last update August 2021

Endomag®, Sentimag® and Magseed® are registered European Union trade marks of Endomagetics Ltd · [www.endomag.com](http://www.endomag.com)

**Distributor EMEA: Sysmex Europe GmbH**

Bornbarch 1, 22848 Norderstedt, Germany · Phone +49 40 52726-0 · Fax +49 40 52726-100 · [oncology@sysmex-europe.com](mailto:oncology@sysmex-europe.com) · [www.sysmex-europe.com](http://www.sysmex-europe.com)

**Manufacturer: Endomagetics Ltd**

The Jeffreys Building, St John's Innovation Park, Cowley Road, Cambridge CB4 0WS, United Kingdom

You will find your local Sysmex representative's address under [www.sysmex-europe.com/contacts](http://www.sysmex-europe.com/contacts)